




Classic Series *Model* KS5990FZ



Dimensions	
Width	587 mm
Height	2050 mm
Depth	635 mm
Weight Net	180 kg
Minimum Niche Height	2064 mm
Door Clearance	1170 mm
Door Opening Angle	<105°

Technical Specifications	
Energy Efficiency Class	A+
Energy Usage	408 Kwh
Noise Level	41 dB
Fridge/Riserva Compart. Capacity	331 l
Fresco/Wine Cellar Compart. Capacity	-
TriMode Compart. Capacity	-

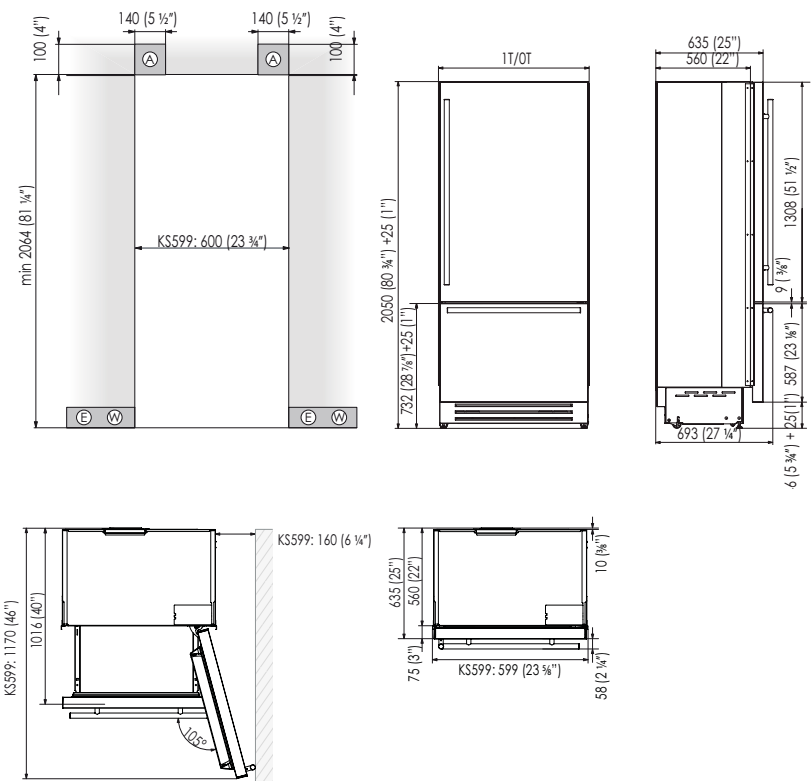
Features	
Freezer Compartment	
Shelves	2
Door Shelves	2
Large Drawers	3

Model Options	
Door Opening Left (3) /Right (6)	3
Ice Maker	✓

Connection data	
Voltage	AC 220-240V 50 Hz
Power supply cable	Schuko 16 A
Length power supply cable	2,0 mt
Water supply tube (female attachment)	3/4"

Available with left hinge (3)

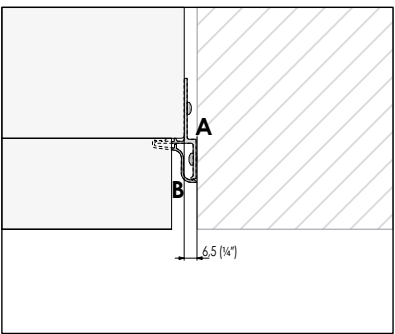

Installation niche features



Accessories

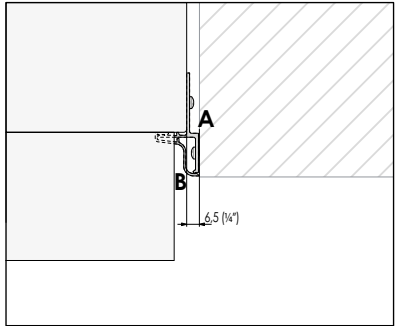
Description	Code
Stainless steel sides	FKK65F
Joining kit - central (Joining brackets, airflow separation included)	KCCKT
Joining kit - central (models with stainless steel sides) Joining brackets, airflow separation included+anti-condensation kit)	KCCKTX
Extra Length Anti-tipping Kit	B04000900
Anticondensation Kit adhesive 1,6 cm thick	KAC16
Cleaning kit microfiber cloth and 1 magic sponges	RP00KP
Water filter	RP00FA
Transformer for network integration with alternative energy (photovoltaic and geothermal energy, home automation, etc.)	KITNRG899749

Flush installation



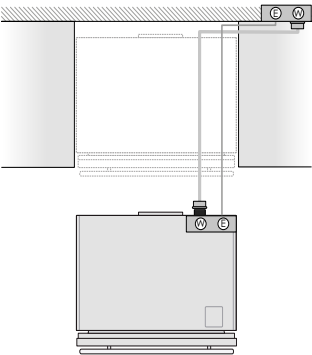
The Lateral Connection Kit (KCLIT/KCLIH/KCLMT/KCLMH) is supplied on all models (except in the unit with stainless steel sides) and consists of a connection element (A) and a aluminium frame (B).

Prominent installation



The Lateral Connection Kit (KCLIT/KCLIH/KCLMT/KCLMH) is supplied on all models (except in the unit with stainless steel sides) and consists of a connection element (A) and a aluminium frame (B).

Electrical and Water connection



Electrical and Water connection behind the unit

